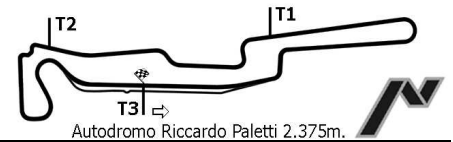


ANALISI DEI TEMPI PROVE LIBERE



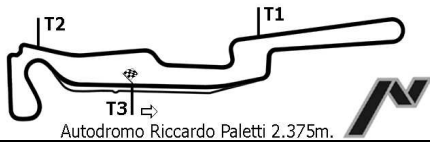
GIRO VEL SETT.1 SETT.2 FINISH TEMPO

GIRO VEL SETT.1 SETT.2 FINISH TEMPO

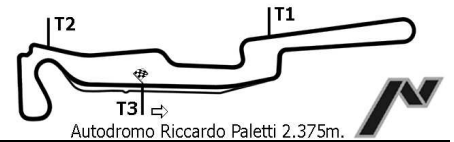
31 LOCATTI LUCIANI Enrico

BMW M3 E46

1)		1'33.000	22.413	29.680	1'33.797
2)	(155.8)	38.755	23.817	29.872	1'32.444
3)	(145.1)	38.476	22.117	29.755	1'30.348
4)	(142.1)	38.918	22.142	29.555	1'30.615
5)	(159.7)	38.525	21.725	29.332	1'29.582
6)	(146.1)	38.681	21.742	29.966	1'30.389
7)	(160.7)	38.861	21.571	29.631	1'30.063
8)	(148.3)	39.524	23.705	29.217	1'32.446
9)	(147.3)	11'32.176	24.805	35.177	12'32.158
10)	(133.9)	1'09.554	25.810	36.685	2'12.049
11)	(144.0)	41.129	23.807	31.284	1'36.220
12)	(155.6)	40.180	23.874	31.381	1'35.435
13)	(137.4)	41.545	23.053	38.911	1'43.509
14)	(127.5)	43.500	25.401	33.019	1'41.920
15)	(150.0)	39.993	24.154	31.074	1'35.221
16)	(163.3)	39.029	23.263	31.223	1'33.515
17)	(148.7)	39.929	23.823	32.820	1'36.572
18)	(147.9)	18'39.743	22.345	29.339	19'31.427
19)	(139.3)	38.759	21.087	29.446	1'29.292
20)	(132.6)	38.516	21.419	29.793	1'29.728
21)	(160.9)	38.212	20.684	28.457	1'27.353
22)	(136.3)	39.175	21.219	29.087	1'29.481
23)	(127.5)	9'14.221	21.208	29.077	10'04.506
24)	(162.6)	37.925	20.913	29.385	1'28.223
25)	(138.8)	38.286	22.397	28.938	1'29.621
26)	(161.4)	38.123	21.374	29.627	1'29.124
27)	(160.9)	38.057	21.367	29.510	1'28.934
28)	(160.4)	38.128	21.270	29.010	1'28.408
29)	(162.8)	38.072	21.067	29.443	1'28.582
30)	(141.5)	38.289	21.532	29.613	1'29.434
31)	(160.4)	38.279	21.180	29.160	1'28.619
32)	(162.8)	14'30.039	21.771	29.644	15'21.454
33)	(163.1)	38.268	21.412	29.263	1'28.943
34)	(156.5)	37.999	21.073	28.988	1'28.060
35)	(162.8)	37.854	21.178	29.063	1'28.095
36)	(162.1)	37.519	20.907	29.312	1'27.738
37)	(151.4)	9'41.101	25.131	29.910	10'36.142
38)	(161.6)	37.877	20.901	30.415	1'29.193
39)	(164.8)	37.733	21.720	28.945	1'28.398
40)	(163.8)	37.968	20.756	30.052	1'28.776
41)	(166.1)	41.131	22.878	29.036	1'33.045
42)	(163.6)	36.871	20.479	29.287	1'26.637
43)	(157.6)	8'52.537	21.653	29.313	9'43.503
44)	(161.9)	37.366	20.854	29.241	1'27.461
45)	(164.8)	36.986	20.787	29.065	1'26.838
46)	(165.3)	36.995	20.723	29.185	1'26.903
47)	(165.6)	37.245	21.236	29.031	1'27.512
48)	(165.1)	37.072	20.937	28.843	1'26.852
49)	(164.1)	36.700	21.015	29.026	1'26.741
50)	(165.1)	37.599	20.952	28.852	1'27.403
51)	(166.4)	37.600	20.938	28.741	1'27.279
52)	(166.6)	38.616	21.330	29.456	1'29.402
53)	(165.1)	37.316	20.854	28.737	1'26.907



ANALISI DEI TEMPI PROVE LIBERE



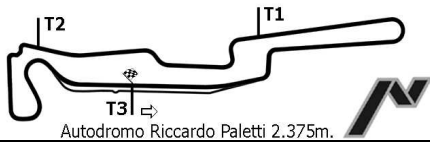
GIRO VEL SETT.1 SETT.2 FINISH TEMPO

GIRO VEL SETT.1 SETT.2 FINISH TEMPO

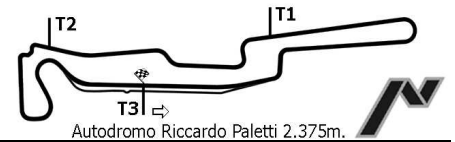
32 SEMERARO Daniele

CATARHAM SL

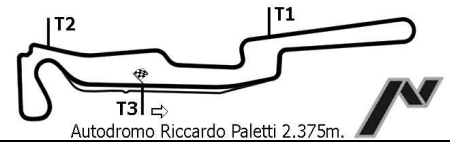
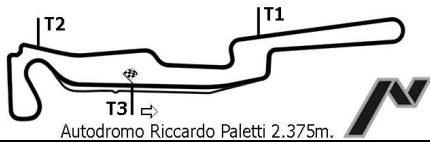
1)					1'29.956
2)					1'16.426
3)					1'13.700
4)					1'13.989
5)					1'13.388
6)					1'13.114
7)					1'16.881
8)					9'18.752
9)					1'18.201
10)					1'13.897
11)					1'14.009
12)					48'16.747
13)	10'21.407				11'06.638
14)	(180.9)	32.881			1'16.702
15)	(187.5)	31.839			1'15.062
16)	(191.1)	31.642			1'13.579
17)	(188.1)	32.092			1'13.263
18)	(189.1)	31.275			1'12.833
19)	(188.8)	31.702			1'13.138
20)	(189.1)	10'11.414			10'54.609
21)	(189.1)	32.050			1'13.639
22)	(189.8)	31.613			1'13.957
23)	(189.4)	31.431			1'14.541
24)	(189.1)	31.254			1'15.770
25)	(180.6)	31.573	17.142	23.907	1'12.622
26)	(189.8)	31.666			1'13.849
27)	(186.8)	46'12.943			47'03.978
28)	(144.5)	37.186			1'21.916
29)	(190.8)	33.204			1'16.812
30)	(190.8)	32.306	17.329	24.319	1'13.954
31)	(188.8)	32.540			1'13.939
32)	(189.4)	31.860			1'13.846
33)	(189.4)	31.711			1'13.089
34)	(188.4)	31.764			1'14.343
35)	(189.8)	32.037			1'13.951



ANALISI DEI TEMPI PROVE LIBERE



GIRO	VEL	SETT.1	SETT.2	FINISH	TEMPO	GIRO	VEL	SETT.1	SETT.2	FINISH	TEMPO	
33	GRIGIS Maurizio					56)	(145.9)	4'12.903	22.223	28.720		5'03.846
	PEUGEOT 106					57)	(146.1)	37.818	25.437	29.826		1'33.081
1)					1'28.237	58)	(146.9)	37.024	19.420	27.261		1'23.705
2)	(148.5)	37.289	20.151	28.313	1'25.753	59)	(147.3)	5'23.602	28.044	29.097		6'20.743
3)	(149.1)	37.594	20.125	27.885	1'25.604	60)	(147.5)	37.191	21.587	28.455		1'27.233
4)	(148.7)	37.178	20.049	27.402	1'24.629	61)	(147.5)	37.204	19.964	27.665		1'24.833
5)	(142.6)	37.529	19.931	27.221	1'24.681	62)	(147.1)	36.947	19.615	27.254		1'23.816
6)	(147.7)	37.435	19.985	27.369	1'24.789							
7)	(135.0)	10'22.015	21.859	28.231	11'12.105							
8)	(147.3)	38.348	20.071	27.681	1'26.100							
9)	(146.7)	38.009	19.863	27.274	1'25.146							
10)	(147.5)	37.307	19.648	28.171	1'25.126							
11)	(147.3)	37.224	19.805	30.321	1'27.350							
12)	(148.7)	37.218	20.416	28.926	1'26.560							
13)	(147.9)	37.280	19.504	27.223	1'24.007							
14)	(147.9)	37.224	19.668	28.127	1'25.019							
15)	(146.1)	39.426	19.547	27.488	1'26.461							
16)	(147.5)	37.224	21.230	32.925	1'31.379							
17)	(143.2)	9'51.814	21.487	27.827	10'41.128							
18)	(146.9)	37.735	20.218	27.334	1'25.287							
19)	(147.5)	37.561	19.925	27.271	1'24.757							
20)	(147.3)	37.502	19.828	27.461	1'24.791							
21)	(146.7)	38.040	19.691	27.496	1'25.227							
22)	(147.9)	37.379	19.663	30.299	1'27.341							
23)		50.657	22.545	27.700	1'40.902							
24)	(147.1)	15'47.628	23.580	29.720	16'40.928							
25)	(145.7)	37.590	19.897	27.216	1'24.703							
26)	(146.3)	37.242	19.801	27.288	1'24.331							
27)	(146.5)	37.483	19.779	27.122	1'24.384							
28)	(146.7)	37.429	19.986	27.369	1'24.784							
29)	(145.5)	37.948	19.981	30.944	1'28.873							
30)	(84.5)	47.772	25.318	30.856	1'43.946							
31)	(146.3)	36.964	19.644	27.112	1'23.720							
32)	(146.3)	37.379	19.856	27.397	1'24.632							
33)	(146.7)	37.446	19.506	27.535	1'24.487							
34)	(146.5)	44.096	30.439	34.286	1'48.821							
35)	(146.3)	36.870	19.914	27.185	1'23.969							
36)	(146.7)	19'44.792	21.694	33.185	20'39.671							
37)	(146.1)	37.897	19.729	27.778	1'25.404							
38)	(147.7)	37.460	21.830	35.026	1'34.316							
39)	(146.7)	37.088	19.425	26.991	1'23.504							
40)	(148.3)	37.892	19.473	27.055	1'24.420							
41)	(146.5)	37.187	20.870	27.735	1'25.792							
42)	(146.3)	14'09.560	21.469	28.019	14'59.048							
43)	(144.1)	37.750	20.086	27.372	1'25.208							
44)	(146.1)	37.462	19.807	27.594	1'24.863							
45)	(146.7)	37.489	19.669	27.416	1'24.574							
46)	(147.3)	37.267	19.671	27.240	1'24.178							
47)	(150.2)	37.641	19.539	27.353	1'24.533							
48)	(149.1)	37.216	19.554	27.341	1'24.111							
49)	(148.7)	36.905	19.520	27.311	1'23.736							
50)	(148.1)	37.176	19.442	27.101	1'23.719							
51)	(147.7)	36.928	19.356	27.289	1'23.573							
52)	(147.7)	36.994	19.536	27.291	1'23.821							
53)	(134.1)	8'08.463	23.861	41.392	9'13.716							
54)	(147.9)	36.714	20.788	27.292	1'24.794							
55)	(147.1)	37.012	19.553	27.481	1'24.046							



ANALISI DEI TEMPI PROVE LIBERE

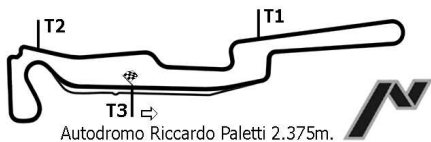
GIRO VEL SETT.1 SETT.2 FINISH TEMPO GIRO VEL SETT.1 SETT.2 FINISH TEMPO

34 "AR"

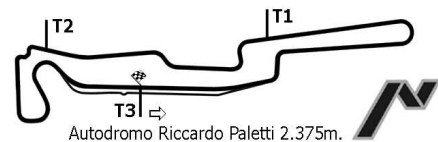
LAMBORGHINI

1)	(148.5)	1'28.472	21.414	29.381	1'27.651
2)	(163.1)	35.669	20.391	27.326	1'23.386
3)	(174.1)	35.621	20.132	27.477	1'23.230
4)	(180.6)	35.349	20.407	27.090	1'22.846
5)	(180.6)	35.211	20.084	27.187	1'22.482
6)	(179.4)	34.718	20.883	27.095	1'22.696
7)	(177.9)	34.693	20.121	27.082	1'21.896
8)	(177.9)	35.580	19.995	27.267	1'22.842
9)	(179.7)	36.025	25.681	31.058	1'32.764
10)	(127.2)	54.325	29.438	33.805	1'57.568
11)	(112.5)	1'06.719	25.758	32.129	2'04.606
12)	(112.5)	45.790	23.610	31.147	1'40.547
13)	(130.7)	41.393	22.035	29.199	1'32.627
14)	(168.2)	35.721	20.186	27.209	1'23.116
15)	(173.3)	34.962	20.245	27.218	1'22.425
16)	(184.3)	35.134	19.823	27.116	1'22.073
17)	(172.5)	34.740	20.049	26.937	1'21.726
18)	(178.5)	34.829	20.145	28.403	1'23.377
19)	(173.3)	35.022	20.324	27.068	1'22.414
20)	(179.1)	34.864	20.180	28.070	1'23.114
21)	(177.0)	43.423	23.447	31.676	1'38.546
22)	(120.2)	48.176	23.540	32.661	1'44.377
23)	(103.3)	4'52.478	22.666	32.788	5'47.932
24)	(127.2)	40.934	25.330	30.867	1'37.131
25)	(177.3)	34.853	20.116	26.838	1'21.807
26)	(178.2)	34.326	19.977	27.069	1'21.372
27)	(185.2)	34.137	19.899	27.706	1'21.742
28)	(191.1)	34.779	23.087	31.862	1'29.728
29)	(123.8)	27'42.301	22.565	28.957	28'33.823
30)	(174.7)	35.757	20.065	27.103	1'22.925
31)	(171.1)	4'22.313	20.711	26.926	5'09.950
32)	(177.6)	34.778	20.746	27.159	1'22.683
33)	(173.3)	35.094	19.965	26.974	1'22.033
34)	(182.7)	34.796	19.915	26.634	1'21.345
35)	(186.8)	34.462	19.648	26.418	1'20.528
36)	(173.9)	34.324	19.803	29.143	1'23.270
37)	(178.5)	34.976	20.482	27.231	1'22.689
38)	(177.6)	38.237	22.501	32.637	1'33.375
39)	(101.0)	53.480	28.220	31.753	1'53.453
40)	(115.1)	45.416	25.454	32.944	1'43.814
41)	(110.3)	43.529	24.109	28.949	1'36.587
42)	(171.4)	15'05.473	21.425	28.043	15'54.941
43)	(177.6)	35.007	20.135	26.700	1'21.842
44)	(172.5)	34.495	19.629	26.316	1'20.440
45)	(185.8)	34.144	19.673	26.721	1'20.538
46)	(175.6)	34.840	19.973	26.721	1'21.534
47)	(184.3)	34.658	21.109	26.502	1'22.269
48)	(184.3)	34.427	20.213	27.215	1'21.855
49)	(173.9)	34.772	19.956	27.954	1'22.682
50)	(178.2)	35.043	19.873	30.556	1'25.472
51)	(115.3)	21'18.643	23.704	29.501	22'11.848
52)	(173.9)	35.246	19.865	27.070	1'22.181
53)	(184.3)	34.184	19.806	26.519	1'20.509
54)	(187.1)	33.473	19.570	26.548	1'19.591
55)	(185.8)	34.549	19.642	26.719	1'20.910

<i>GIRO</i>	<i>VEL</i>	<i>SETT.1</i>	<i>SETT.2</i>	<i>FINISH</i>	<i>TEMPO</i>	<i>GIRO</i>	<i>VEL</i>	<i>SETT.1</i>	<i>SETT.2</i>	<i>FINISH</i>	<i>TEMPO</i>
56)	(182.7)	35.081	23.993	30.416	1'29.490						
57)	(118.6)	43.008	23.651	31.409	1'38.068						
58)	(128.8)	42.164	22.540	28.198	1'32.902						
59)	(162.4)	14'23.912	21.070	27.642	15'12.624						
60)	(174.1)	35.543	20.282	26.798	1'22.623						
61)	(163.1)	35.251	20.354	27.164	1'22.769						
62)	(173.3)	35.795	21.254	26.944	1'23.993						
63)	(183.6)	34.037	21.034	26.466	1'21.537						



ANALISI DEI TEMPI PROVE LIBERE



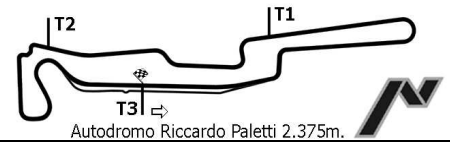
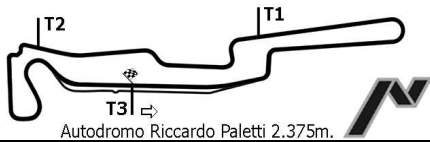
GIRO VEL SETT.1 SETT.2 FINISH TEMPO

GIRO VEL SETT.1 SETT.2 FINISH TEMPO

35 LOSI Maurizio

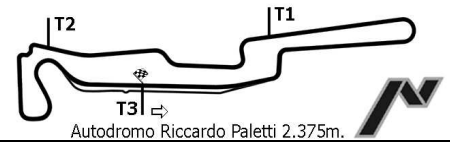
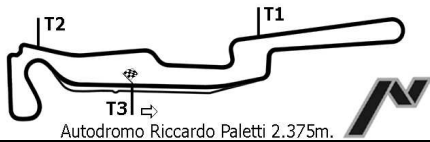
CITROEN SAXO

1)					1'30.603
2)					1'27.279
3)		38.493	22.051	31.382	1'31.926
4)	(148.5)	37.796	20.099	27.473	1'25.368
5)	(143.2)	10'50.672	21.737	28.909	11'41.318
6)	(149.5)	38.076	20.042	27.452	1'25.570
7)	(146.7)	37.925	20.298	27.381	1'25.604
8)	(149.1)	37.727	20.241	29.550	1'27.518
9)	(150.0)	37.328	20.016	27.045	1'24.389
10)	(147.1)	11'59.391	22.125	29.059	12'50.575
11)	(146.7)	38.347	20.308	27.767	1'26.422
12)	(148.3)	38.425	20.476	28.784	1'27.685
13)	(144.7)	38.117	20.871	27.839	1'26.827
14)	(147.3)	38.189	22.364	27.982	1'28.535
15)	(146.9)	38.174	20.650	31.577	1'30.401
16)	(145.1)	38.261	20.455	27.972	1'26.688
17)	(148.1)	37.573	20.405	27.931	1'25.909
18)	(148.7)	38.072	20.528	30.927	1'29.527
19)	(104.0)	50.858	33.499	29.759	1'54.116
20)	(139.1)	13'24.071	21.270	28.139	14'13.480
21)	(148.3)	37.697	20.203	28.921	1'26.821
22)	(146.1)	38.011	21.145	28.206	1'27.362
23)	(147.7)	37.836	20.168	27.513	1'25.517



ANALISI DEI TEMPI PROVE LIBERE

GIRO	VEL	SETT.1	SETT.2	FINISH	TEMPO	GIRO	VEL	SETT.1	SETT.2	FINISH	TEMPO
36	GALLENA Paolo					56)		41.041	22.055	30.209	1'33.305
	AUDI A3					57)		40.875	22.119	30.138	1'33.132
1)	1'21.858	25.775	32.163	1'42.314							
2)	43.297	24.666	32.644	1'40.607							
3)	42.559	25.102	31.806	1'39.467							
4)	42.194	24.711	31.332	1'38.237							
5)	42.440	24.189	31.806	1'38.435							
6)	41.855	23.862	31.142	1'36.859							
7)	41.516	23.627	30.925	1'36.068							
8)	41.309	23.854	30.887	1'36.050							
9)	41.608	25.380	31.097	1'38.085							
10)	41.481	23.338	30.773	1'35.592							
11)	41.175	23.142	31.306	1'35.623							
12)	40.968	24.010	32.884	1'37.862							
13)	43.726	23.065	32.218	1'39.009							
14)	11'19.702	23.427	30.450	12'13.579							
15)	41.217	23.387	30.269	1'34.873							
16)	41.325	24.881	32.133	1'38.339							
17)	41.073	22.837	30.317	1'34.227							
18)	40.747	23.110	30.018	1'33.875							
19)	40.760	22.677	30.621	1'34.058							
20)	40.673	23.713	30.357	1'34.743							
21)	40.661	22.900	30.251	1'33.812							
22)	40.797	22.927	30.435	1'34.159							
23)	40.746	23.008	30.541	1'34.295							
24)	23'00.462	23.371	30.155	23'53.988							
25)	41.006	22.561	30.679	1'34.246							
26)	41.721	23.985	30.073	1'35.779							
27)	40.990	22.231	30.246	1'33.467							
28)	41.040	22.870	30.405	1'34.315							
29)	41.615	22.601	30.520	1'34.736							
30)	40.706	22.278	31.120	1'34.104							
31)	41.311	24.533	30.722	1'36.566							
32)	41.001	22.276	30.325	1'33.602							
33)	41.249	22.704	34.073	1'38.026							
34)	41.459	22.686	30.128	1'34.273							
35)	40.608	22.375	30.303	1'33.286							
36)	40.960	22.186	30.158	1'33.304							
37)	40.885	22.350	30.138	1'33.373							
38)	40.545	22.441	30.422	1'33.408							
39)	(138.6) 29'35.494	23.254	30.799	30'29.547							
40)	10'06.216	22.763	30.375	10'59.354							
41)	40.849	23.283	31.339	1'35.471							
42)	41.026	22.386	30.285	1'33.697							
43)	40.845	22.580	31.674	1'35.099							
44)	41.579	22.231	29.781	1'33.591							
45)	40.923	22.547	30.240	1'33.710							
46)	42.110	22.178	35.198	1'39.486							
47)	40.650	22.221	30.554	1'33.425							
48)	41.039	22.145	30.393	1'33.577							
49)	40.815	22.228	30.374	1'33.417							
50)	41.138	22.121	30.856	1'34.115							
51)	40.830	22.034	30.146	1'33.010							
52)	40.495	22.291	30.006	1'32.792							
53)	41.304	23.852	30.727	1'35.883							
54)	40.830	21.925	30.651	1'33.406							
55)	42.357	22.379	30.495	1'35.231							



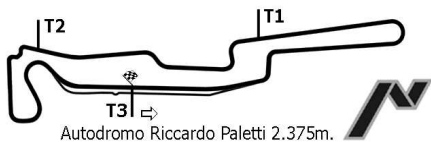
ANALISI DEI TEMPI PROVE LIBERE

GIRO VEL SETT.1 SETT.2 FINISH TEMPO GIRO VEL SETT.1 SETT.2 FINISH TEMPO

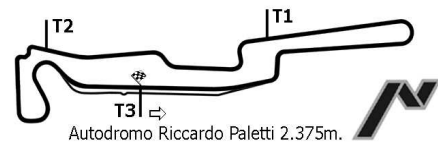
37 POZZI Alessio

MAZDA MX-5

1)	(113.4)	13'56.399	26.368	34.433	1'47.902
2)	(117.2)	48.797	26.360	34.720	1'49.877
3)	(108.6)	48.043	25.485	34.118	1'47.646
4)	(108.6)	47.202	26.276	32.767	1'46.245
5)	(118.9)	45.540	26.292	32.979	1'44.811
6)	(119.4)	45.093	25.410	34.648	1'45.151
7)	(93.7)	6'43.000	25.839	33.087	7'41.926
8)	(116.7)	44.905	25.644	32.295	1'42.844
9)	(123.5)	44.476	25.072	32.553	1'42.101
10)	(120.9)	44.501	24.774	32.552	1'41.827
11)	(117.3)	44.623	25.297	32.227	1'42.147
12)	(123.9)	45.457	24.439	32.279	1'42.175
13)	(123.8)	46.333	23.670	31.668	1'41.671
14)	(118.1)	44.141	23.964	32.035	1'40.140
15)	(125.8)	43.407	23.711	31.778	1'38.896
16)	(122.5)	43.476	23.371	32.601	1'39.448
17)	(104.3)	47.864	27.753	31.585	1'47.202
18)	(122.5)	28'36.114	27.075	33.850	29'37.039
19)	(109.9)	50.169	25.288	32.269	1'47.726
20)	(124.8)	44.264	24.334	31.459	1'40.057
21)	(126.7)	44.100	25.188	31.348	1'40.636
22)	(123.5)	43.610	25.152	31.439	1'40.201
23)	(126.4)	44.541	23.757	33.035	1'41.333
24)	(123.0)	44.440	23.958	32.005	1'40.403
25)	(125.4)	44.290	24.587	33.511	1'42.388
26)	(119.3)	45.795	23.990	32.591	1'42.376
27)	(106.9)	44.791	23.877	31.836	1'40.504
28)	(125.1)	43.307	23.616	31.744	1'38.667
29)	(123.7)	43.269	23.716	31.714	1'38.699
30)	(126.0)	37'00.352	26.680	35.047	38'02.079
31)	(121.7)	44.674	23.819	31.576	1'40.069
32)	(124.4)	43.994	24.047	31.860	1'39.901
33)	(125.1)	43.516	23.289	31.986	1'38.791
34)	(125.2)	43.414	23.490	32.117	1'39.021
35)	(126.9)	43.655	23.355	31.274	1'38.284
36)	(125.2)	12'13.766	28.029	35.699	13'17.494
37)	(113.8)	48.202	24.343	36.891	1'49.436
38)	(119.0)	45.490	23.993	31.685	1'41.168
39)	(124.7)	13'10.265	24.068	32.618	14'06.951
40)	(123.5)	45.248	23.698	32.208	1'41.154
41)	(125.4)	44.669	23.897	31.688	1'40.254
42)	(126.6)	43.706	23.650	36.327	1'43.683
43)	(112.0)	47.989	24.759	31.619	1'44.367
44)	(126.6)	43.473	23.490	31.854	1'38.817
45)	(124.7)	45.281	24.362	31.645	1'41.288
46)	(124.4)	45.262	23.531	31.107	1'39.900
47)	(126.4)	43.247	23.241	31.046	1'37.534
48)	(125.4)	42.857	24.394	31.253	1'38.504
49)	(124.4)	43.475	23.009	31.494	1'37.978
50)	(124.7)	43.305	24.153	31.336	1'38.794
51)	(124.1)	43.035	22.993	31.104	1'37.132



ANALISI DEI TEMPI PROVE LIBERE



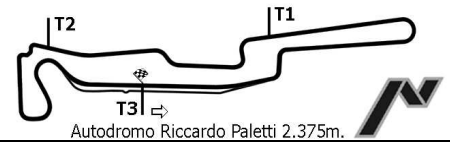
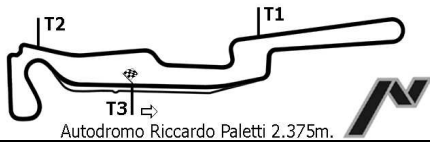
GIRO VEL SETT.1 SETT.2 FINISH TEMPO

GIRO VEL SETT.1 SETT.2 FINISH TEMPO

38 MARANGON Amedeo

CLIO WILLIAM

1)	24'34.472	24.814	33.074	1'39.394
2)	39.180	22.012	29.083	1'30.275
3)	44.665	23.488	29.869	1'38.022



ANALISI DEI TEMPI PROVE LIBERE

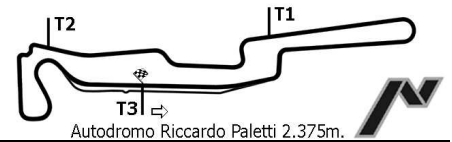
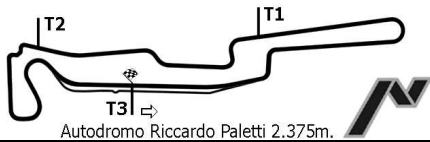
GIRO VEL SETT.1 SETT.2 FINISH TEMPO GIRO VEL SETT.1 SETT.2 FINISH TEMPO

39 RAMPOLDI Massimiliano

MAZDA MX-5

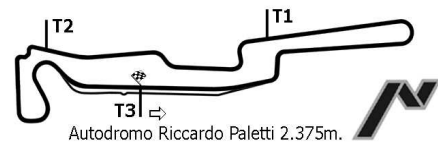
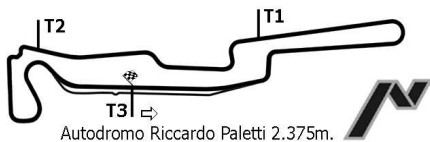
1)					1'31.541
2)		40.429	21.683	28.795	1'30.907
3)	(129.4)	40.817	21.651	28.663	1'31.131
4)	(130.4)	40.132	21.439	28.734	1'30.305
5)	(130.2)	5'00.084	21.216	28.487	5'49.787
6)	(131.8)	40.172	21.260	28.674	1'30.106
7)	(129.8)	40.367	22.913	30.371	1'33.651
8)	(129.1)	40.507	21.954	31.012	1'33.473
9)	(129.9)	41.175	21.172	28.708	1'31.055
10)	(130.2)	40.776	21.237	28.983	1'30.996
11)	(129.0)	40.360	21.273	28.893	1'30.526
12)	(130.2)	40.554	21.332	28.833	1'30.719
13)	(129.6)	40.184	21.468	28.392	1'30.044
14)	(130.5)	40.056	21.509	29.626	1'31.191
15)	(129.8)	40.425	21.256	28.902	1'30.583
16)	(113.9)	21'02.521	23.304	30.187	21'56.012
17)	(130.7)	40.463	21.335	29.517	1'31.315
18)	(130.2)	40.183	21.760	29.027	1'30.970
19)	(129.9)	40.887	23.700	28.645	1'33.232
20)	(131.0)	40.313	21.305	29.139	1'30.757
21)	(129.9)	40.168	21.389	29.029	1'30.586
22)	(129.9)	40.358	21.322	28.593	1'30.273
23)	(128.8)	40.566	22.290	29.013	1'31.869
24)	(129.8)	12'04.718	26.170	28.997	12'59.885
25)	(129.4)	41.504	21.162	28.720	1'31.386
26)	(130.7)	40.861	21.488	28.925	1'31.274
27)	(130.4)	41.310	21.507	28.842	1'31.659
28)	(129.3)	40.584	22.316	28.890	1'31.790
29)	(129.3)	40.383	21.256	28.805	1'30.444
30)	(129.4)	40.217	21.352	30.174	1'31.743
31)	(131.2)	41.165	21.665	35.476	1'38.306
32)	(131.0)	48.448	29.465	37.869	1'55.782
33)	(76.0)	55.101	25.698	30.454	1'51.253
34)	(130.9)	40.498	21.424	32.039	1'33.961
35)	(130.4)	40.850	22.162	29.567	1'32.579
36)	(131.2)	40.434	21.427	28.745	1'30.606
37)	(129.6)	41.150	21.452	28.831	1'31.433
38)	(129.4)	40.403	21.825	29.120	1'31.348
39)	(120.5)	31'39.004	22.684	29.812	32'31.500
40)	(128.4)	41.244	21.445	29.144	1'31.833
41)	(130.1)	40.238	21.251	29.100	1'30.589
42)	(129.3)	40.448	22.035	29.953	1'32.436
43)	(130.5)	40.974	21.438	29.600	1'32.012
44)	(130.2)	40.976	22.672	31.139	1'34.787
45)	(129.9)	41.564	22.281	29.916	1'33.761
46)	(131.0)	41.737	21.635	30.288	1'33.660
47)	(129.9)	24'34.038	24.594	30.844	25'29.476
48)	(129.1)	42.736	21.916	29.234	1'33.886
49)	(100.9)	42.284	21.313	29.212	1'32.809
50)	(129.4)	42.844	21.314	29.368	1'33.526
51)	(130.1)	40.869	21.401	28.979	1'31.249
52)	(130.7)	41.312	22.197	28.672	1'32.181
53)	(131.2)	40.090	20.897	28.852	1'29.839
54)	(131.2)	41.975	21.013	29.108	1'32.096
55)	(129.4)	41.735	21.550	30.416	1'33.701

<i>GIRO</i>	<i>VEL</i>	<i>SETT.1</i>	<i>SETT.2</i>	<i>FINISH</i>	<i>TEMPO</i>	<i>GIRO</i>	<i>VEL</i>	<i>SETT.1</i>	<i>SETT.2</i>	<i>FINISH</i>	<i>TEMPO</i>
56)	(120.1)	43.207	24.829	35.143	1'43.179						
57)	(100.9)	51.354	23.281	29.330	1'43.965						
58)	(129.6)	48.974	22.309	31.131	1'42.414						
59)	(128.7)	40.720	21.175	29.226	1'31.121						
60)	(89.9)	45.907	21.702	29.986	1'37.595						



ANALISI DEI TEMPI PROVE LIBERE

GIRO	VEL	SETT.1	SETT.2	FINISH	TEMPO	GIRO	VEL	SETT.1	SETT.2	FINISH	TEMPO
40	CERESOLI Maurizio					56)	(144.5)	37.302	19.999	27.565	1'24.866
	CITROEN SAXO					57)	(145.1)	37.012	19.737	27.516	1'24.265
1)		8'24.316	23.503	28.058	1'29.900	58)	(144.9)	36.925	42.616	29.296	1'48.837
2)	(146.5)	37.550	20.227	27.257	1'25.034	59)	(146.1)	36.883	19.907	27.716	1'24.506
3)	(130.5)	13'54.593	22.420	28.218	14'45.231	60)	(147.3)	36.935	19.892	27.055	1'23.882
4)	(146.7)	37.325	19.952	26.987	1'24.264	61)	(146.7)	8'50.938	22.031	29.328	9'42.297
5)	(147.7)	36.906	19.815	27.284	1'24.005	62)	(143.2)	39.633	21.123	46.366	1'47.122
6)	(147.3)	37.191	23.589	29.927	1'30.707	63)	(109.8)	2'01.350	21.266	29.205	2'51.821
7)	(147.1)	37.275	20.014	27.068	1'24.357	64)	(143.2)	39.163	21.032	29.044	1'29.239
8)	(141.9)	8'44.282	25.937	30.090	9'40.309	65)	(143.4)	38.944	20.857	27.935	1'27.736
9)	(145.5)	40.367	22.272	31.155	1'33.794	66)	(144.5)	38.369	20.292	28.094	1'26.755
10)	(132.5)	47.324	22.754	28.631	1'38.709	67)	(145.5)	38.923	20.634	28.296	1'27.853
11)	(146.9)	38.215	20.960	28.328	1'27.503	68)	(143.2)	39.260	20.810	28.393	1'28.463
12)	(147.1)	38.447	20.614	28.108	1'27.169	69)	(144.7)	38.536	20.688	29.426	1'28.650
13)	(146.3)	38.197	20.818	28.153	1'27.168	70)	(144.0)	38.601	20.829	28.183	1'27.613
14)	(146.7)	38.497	21.174	28.317	1'27.988						
15)	(146.5)	38.071	20.577	29.516	1'28.164						
16)	(145.7)	38.022	20.650	27.907	1'26.579						
17)	(145.9)	37.961	20.696	27.835	1'26.492						
18)	(146.9)	37.937	20.690	28.303	1'26.930						
19)	(118.0)	52.106	32.158	30.103	1'54.367						
20)	(141.3)	38.429	20.292	38.573	1'37.294						
21)	(61.2)	1'02.714	23.485	31.804	1'58.003						
22)	(145.7)	9'49.620	21.650	28.561	10'39.831						
23)	(146.1)	37.539	19.997	27.468	1'25.004						
24)	(145.7)	37.367	19.905	29.140	1'26.412						
25)	(148.3)	37.145	20.223	28.351	1'25.719						
26)	(147.1)	37.272	19.628	27.174	1'24.074						
27)	(146.9)	37.004	19.616	27.227	1'23.847						
28)	(142.4)	8'58.944	28.188	30.704	9'57.836						
29)	(136.0)	41.105	21.460	30.006	1'32.571						
30)	(140.9)	39.507	21.322	28.514	1'29.343						
31)	(141.1)	40.559	22.621	29.899	1'33.079						
32)	(140.9)	40.375	22.132	29.426	1'31.933						
33)	(139.8)	18'47.985	21.780	29.252	19'39.017						
34)	(137.7)	38.965	21.535	28.986	1'29.486						
35)	(143.6)	38.561	21.486	28.960	1'29.007						
36)	(140.4)	38.609	21.019	29.033	1'28.661						
37)	(144.3)	39.074	20.780	29.278	1'29.132						
38)	(144.3)	38.378	20.643	28.256	1'27.277						
39)	(130.4)	1'12.881	37.768	29.783	2'20.432						
40)	(143.8)	38.256	20.390	28.648	1'27.294						
41)	(144.9)	15'10.531	21.804	28.736	16'01.071						
42)	(142.8)	38.874	20.780	28.532	1'28.186						
43)	(141.1)	39.187	21.195	28.925	1'29.307						
44)	(142.4)	39.004	21.185	28.360	1'28.549						
45)	(144.3)	38.849	20.353	28.274	1'27.476						
46)	(144.5)	38.969	21.220	29.546	1'29.735						
47)	(142.1)	39.272	21.268	28.608	1'29.148						
48)	(144.1)	38.706	20.897	28.310	1'27.913						
49)	(142.8)	38.446	20.654	28.292	1'27.392						
50)	(142.4)	38.386	20.654	28.534	1'27.574						
51)	(144.1)	38.612	21.116	28.639	1'28.367						
52)	(144.1)	38.295	20.680	29.185	1'28.160						
53)	(142.2)	38.402	20.377	28.149	1'26.928						
54)	(144.9)	38.478	20.445	34.115	1'33.038						
55)	(80.5)	7'46.384	20.474	27.851	8'34.709						



ANALISI DEI TEMPI PROVE LIBERE

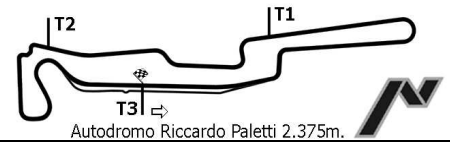
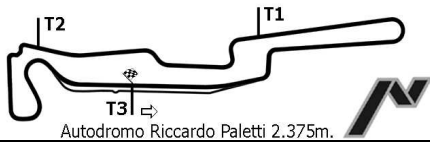
GIRO VEL SETT.1 SETT.2 FINISH TEMPO

GIRO VEL SETT.1 SETT.2 FINISH TEMPO

41 SACCHI Maurizio

PORSCHE 997

1)					1'46.764
2)					1'34.635
3)					1'29.693
4)					1'26.085
5)					1'25.954
6)					1'22.969
7)					1'19.311
8)					1'18.744
9)					1'24.033
10)					1'19.570
11)					1'20.680
12)	(167.1)	12'38.587	21.764	1'42.004	14'42.355
13)					1'23.428
14)					1'21.469
15)					9'49.024
16)					1'21.217
17)					1'18.644
18)					1'22.447
19)					1'19.466
20)					1'23.803
21)					1'25.469
22)					1'19.609
23)					10'29.149
24)					1'24.354
25)					1'25.210
26)					1'24.951
27)					1'25.807
28)					18'34.840
29)		38.579	20.348	27.396	1'26.323
30)	(171.7)	34.380	19.513	26.357	1'20.250
31)	(176.1)	35.131	19.016	25.918	1'20.065
32)	(183.3)	34.374	21.269	26.214	1'21.857
33)	(180.9)	35.163	19.379	26.593	1'21.135
34)	(177.3)	33.993	18.734	25.845	1'18.572
35)	(162.1)	35.956	20.374	27.858	1'24.188
36)	(176.7)	34.022	18.770	26.146	1'18.938
37)	(183.0)	34.117	19.201	26.367	1'19.685
38)	(177.3)	34.700	18.693	26.431	1'19.824
39)	(177.6)	34.535	19.343	26.213	1'20.091
40)	(171.7)	35.072	19.237	26.946	1'21.255
41)	(178.5)	34.371	19.916	27.454	1'21.741
42)	(173.0)	34.528	18.866	26.117	1'19.511
43)	(178.8)	34.591	18.846	26.614	1'20.051
44)	(124.5)	39.304	20.528	28.049	1'27.881
45)	(151.2)	36.690	20.056	27.344	1'24.090
46)	(172.2)	35.013	18.997	26.580	1'20.590
47)	(174.7)	34.506	18.880	26.304	1'19.690



ANALISI DEI TEMPI PROVE LIBERE

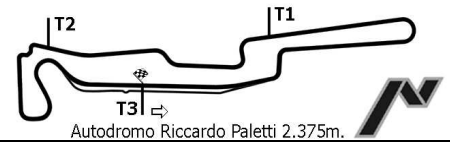
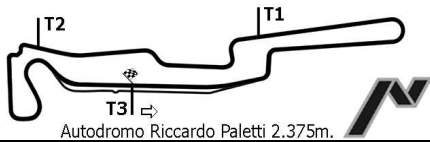
GIRO VEL SETT.1 SETT.2 FINISH TEMPO

GIRO VEL SETT.1 SETT.2 FINISH TEMPO

42 MOTTO Massimo

PORSCHE 996

1)					1'46.104
2)					1'34.643
3)					1'27.804
4)	(174.7)	36.175			1'26.298
5)		37.094			1'26.318
6)	(174.7)	36.211			1'26.429
7)	(167.4)	37.085			1'27.581
8)	(170.6)	36.519	20.868	28.753	1'26.140
9)	(175.3)	36.520	21.519	28.895	1'26.934
10)	(153.1)	43.078			14'19.386
11)					1'28.858
12)		36.788	21.265	28.559	1'26.612
13)	(170.6)	36.613	20.691	28.047	1'25.351
14)	(167.7)	36.511	20.436	28.208	1'25.155
15)	(170.0)	36.058	20.167	9'10.331	10'06.556
16)		37.115	20.886	28.001	1'26.002
17)	(167.7)	36.541	20.197	27.685	1'24.423
18)	(154.2)	38.222	20.094	27.700	1'26.016
19)	(177.6)	35.574	20.138	28.645	1'24.357
20)	(173.0)	35.858	20.311	28.049	1'24.218
21)	(166.4)	37.945	21.290	28.753	1'27.988
22)	(165.1)	35.900	20.242	39'01.051	39'57.193
23)	(120.5)	41.853	21.935	29.237	1'33.025
24)	(165.3)	36.717	20.684	28.502	1'25.903
25)	(175.6)	35.512	19.767	28.200	1'23.479
26)	(170.8)	36.138	19.794	27.628	1'23.560
27)	(173.9)	36.108	20.037	27.655	1'23.800
28)	(173.6)	35.671	19.670	27.289	1'22.630
29)	(169.8)	36.067	20.110	27.071	1'23.248
30)	(173.9)	35.384	19.956	27.456	1'22.796
31)	(178.2)	35.137	20.390	27.786	1'23.313
32)	(159.5)	36.102	19.502	29.795	1'25.399
33)	(179.1)	38'59.473	27.907	37.217	40'04.597
34)	(105.1)	47.280	22.508	30.809	1'40.597
35)	(143.6)	39.197	21.292	28.380	1'28.869
36)	(171.9)	35.951	20.060	27.924	1'23.935
37)	(174.1)	35.728	20.137	28.086	1'23.951
38)		35.003	20.156	27.572	1'22.731
39)	(177.0)	35.373	20.120	27.892	1'23.385
40)	(163.6)	38.259	19.582	27.961	1'25.802
41)	(176.4)	35.560	19.379	27.662	1'22.601
42)	(178.2)	35.577	19.214	27.928	1'22.719



ANALISI DEI TEMPI PROVE LIBERE

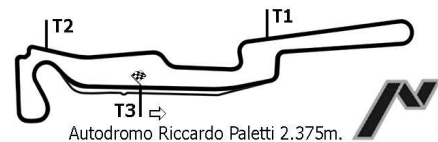
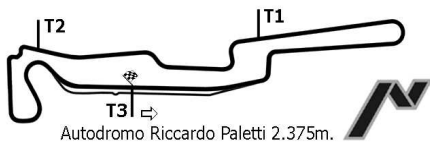
GIRO VEL SETT.1 SETT.2 FINISH TEMPO

GIRO VEL SETT.1 SETT.2 FINISH TEMPO

43 BEMUCCI Nicola

MITSUBISHI L

1)		9'28.268	20.853	26.977	1'23.583
2)	(172.8)	34.798	19.623	26.346	1'20.767
3)	(184.6)	33.858	20.808	25.865	1'20.531
4)	(182.1)	33.667	18.776	25.493	1'17.936
5)		20'24.497	19.954	26.153	21'10.604
6)	(181.8)	33.612	18.973	25.364	1'17.949
7)	(183.3)	34.713	19.107	25.897	1'19.717
8)	(185.2)	33.396	18.578	25.949	1'17.923
9)	(183.0)	33.355	18.511	25.501	1'17.367
10)	(184.9)	32'43.178	20.468	25.924	33'29.570
11)	(184.6)	39.080	19.423	25.665	1'24.168
12)	(178.2)	36.318	18.767	27.468	1'22.553
13)	(165.6)	35.114	19.088	26.143	1'20.345
14)	(184.9)	33.513	18.639	25.550	1'17.702
15)	(183.6)	33.054	18.188	25.266	1'16.508
16)	(180.3)	38.343	23.300	25.881	1'27.524
17)	(186.5)	39.759	22.377	28.142	1'30.278
18)	(188.1)	33.178	18.186	25.090	1'16.454
19)	(183.0)	57'59.262	34.026	31.078	59'04.366
20)	(133.4)	40.002	21.445	26.209	1'27.656
21)	(182.1)	33.271	18.381	25.345	1'16.997
22)	(182.1)	34.121	19.235	25.437	1'18.793
23)	(184.9)	32.591	18.423	25.197	1'16.211
24)	(185.5)	25'03.467	21.323	27.057	25'51.847
25)	(177.6)	35.059	19.195	25.629	1'19.883
26)	(183.3)	33.087	18.116	25.297	1'16.500
27)	(184.3)	32.761	18.732	25.684	1'17.177
28)	(184.3)	32.796	18.386	26.207	1'17.389
29)	(182.1)	44.000	27.398	34.187	1'45.585



ANALISI DEI TEMPI PROVE LIBERE

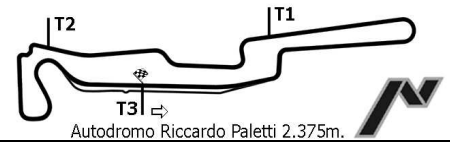
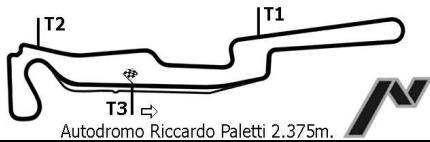
GIRO VEL SETT.1 SETT.2 FINISH TEMPO

GIRO VEL SETT.1 SETT.2 FINISH TEMPO

44 BIESTRA Mario

PORSCHE 996

1)		11'03.487	22.689	29.134	1'31.472
2)	(158.1)	37.699	21.395	28.707	1'27.801
3)	(92.4)	7'06.409	22.440	29.312	7'58.161
4)	(116.7)	42.942	21.116	29.757	1'33.815
5)	(136.1)	37.526	20.559	28.111	1'26.196
6)	(133.3)	37.027	19.864	27.909	1'24.800
7)	(163.3)	9'14.698	29.073	33.424	10'17.195
8)	(137.7)	43.219	20.273	28.301	1'31.793
9)	(164.1)	34'38.586	24.983	34.011	35'37.580
10)	(158.3)	37.809	21.293	36.997	1'36.099
11)	(164.1)	36.377	19.611	27.411	1'23.399
12)	(153.8)	50.070	36.715	46.228	2'13.013
13)	(162.8)	36.404	21.010	27.606	1'25.020
14)	(163.8)	36.068	19.540	27.368	1'22.976
15)	(159.0)	33'02.552	22.293	29.786	33'54.631
16)	(161.9)	36.473	19.771	27.746	1'23.990
17)	(162.8)	36.735	19.152	27.310	1'23.197
18)	(157.6)	13'17.217	21.115	28.221	14'06.553
19)	(161.4)	35.823	19.330	27.211	1'22.364
20)	(162.1)	35.843	19.886	27.107	1'22.836
21)	(144.5)	48.733	43.678	36.820	2'09.231
22)	(161.6)	36.321	19.224	27.614	1'23.159



ANALISI DEI TEMPI PROVE LIBERE

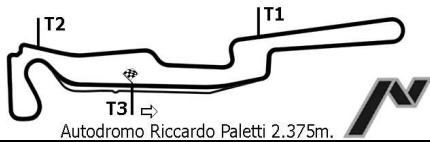
GIRO VEL SETT.1 SETT.2 FINISH TEMPO GIRO VEL SETT.1 SETT.2 FINISH TEMPO

47 BOCCALETTI Simone

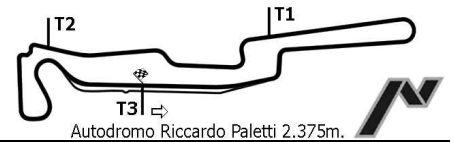
PEUGEOT 106

1)	(145.9)	17'16.640	20.905	27.928	1'28.021
2)	(148.3)	37.292	20.241	27.806	1'25.339
3)	(148.3)	37.304	20.057	27.560	1'24.921
4)	(148.3)	37.203	20.142	27.558	1'24.903
5)	(149.5)	36.955	21.467	29.485	1'27.907
6)	(147.7)	37.178	19.866	27.536	1'24.580
7)	(148.5)	37.032	19.909	27.625	1'24.566
8)	(140.0)	49.321	31.002	37.875	1'58.198
9)	(72.6)	50.898	23.558	28.349	1'42.805
10)	(147.3)	37.254	19.891	27.581	1'24.726
11)	(148.1)	37.274	21.573	27.274	1'26.121
12)	(148.1)	37.296	19.962	27.525	1'24.783
13)	(147.9)	29'41.670	33.412	34.155	30'49.237
14)	(144.9)	5'04.427	24.779	30.478	5'59.684
15)	(144.7)	37.583	22.132	27.735	1'27.450
16)	(146.1)	37.237	20.042	27.670	1'24.949
17)	(147.1)	37.320	19.778	27.365	1'24.463
18)	(148.3)	37.117	19.901	27.604	1'24.622
19)	(148.5)	37.149	19.863	27.811	1'24.823
20)	(147.3)	11'15.704	28.133	32.687	12'16.524
21)	(144.7)	37.494	20.344	27.844	1'25.682
22)	(145.3)	37.260	20.140	27.721	1'25.121
23)	(147.1)	37.466	20.012	27.578	1'25.056
24)	(145.7)	37.547	20.188	27.447	1'25.182
25)	(147.3)	37.091	19.783	27.425	1'24.299
26)	(147.1)	37.342	19.932	27.603	1'24.877
27)	(146.7)	37.294	19.751	27.367	1'24.412
28)	(147.7)	37.040	20.054	28.385	1'25.479
29)	(101.9)	52.604	28.605	36.906	1'58.115
30)	(89.0)	51.978	30.166	31.278	1'53.422
31)	(144.5)	37.665	20.243	27.867	1'25.775
32)	(146.5)	37.960	20.000	27.413	1'25.373
33)	(146.9)	37.524	19.859	27.578	1'24.961
34)	(145.9)	37.232	19.905	27.632	1'24.769
35)	(146.3)	37.431	19.806	27.311	1'24.548
36)	(146.5)	37.150	19.870	27.360	1'24.380
37)	(146.3)	37.891	19.823	29.033	1'26.747
38)	(148.1)	37.219	21.996	36.205	1'35.420
39)	(92.8)	37'13.085	28.622	32.558	38'14.265
40)	(143.2)	38.778	20.341	28.402	1'27.521
41)	(144.5)	38.518	20.198	28.183	1'26.899
42)	(145.7)	37.852	19.980	27.883	1'25.715
43)	(146.7)	37.892	20.178	27.894	1'25.964
44)	(146.7)	37.365	20.044	27.696	1'25.105
45)	(146.9)	37.521	20.014	27.688	1'25.223
46)	(146.9)	37.508	19.936	27.498	1'24.942
47)	(147.9)	37.531	19.885	27.515	1'24.931
48)	(145.7)	37.496	20.106	27.698	1'25.300
49)	(146.1)	37.652	20.068	28.021	1'25.741
50)	(134.3)	5'16.619	30.838	31.138	6'18.595
51)	(144.9)	38.052	20.307	27.965	1'26.324
52)	(145.9)	37.657	20.187	28.427	1'26.271
53)	(131.5)	37.953	21.116	27.613	1'26.682
54)	(147.7)	37.281	20.039	27.902	1'25.222
55)	(145.5)	37.609	19.928	27.884	1'25.421

<i>GIRO</i>	<i>VEL</i>	<i>SETT.1</i>	<i>SETT.2</i>	<i>FINISH</i>	<i>TEMPO</i>	<i>GIRO</i>	<i>VEL</i>	<i>SETT.1</i>	<i>SETT.2</i>	<i>FINISH</i>	<i>TEMPO</i>
56)	(145.5)	37.395	19.887	27.707	1'24.989						
57)	(148.1)	37.241	19.669	27.377	1'24.287						
58)	(147.3)	37.136	19.716	27.591	1'24.443						
59)	(146.9)	37.882	20.124	27.940	1'25.946						



ANALISI DEI TEMPI PROVE LIBERE



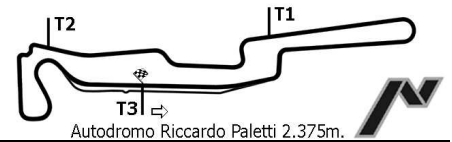
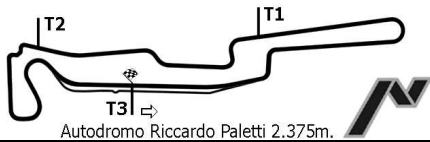
GIRO VEL SETT.1 SETT.2 FINISH TEMPO

GIRO VEL SETT.1 SETT.2 FINISH TEMPO

48 PISTOIA Alessio

MAZDA MX-5

1)					1'30.958
2)					1'29.002
3)	(145.7)	38.846	23.642	30.654	1'33.142
4)	(145.5)	38.982	21.025	28.645	1'28.652
5)	(143.8)	38.637	21.059	29.336	1'29.032
6)	(144.3)	49.857	34.245	34.100	1'58.202
7)	(77.4)	1'03.884	23.954	31.285	1'59.123
8)	(146.1)	38.240	21.703	30.177	1'30.120
9)	(148.9)	39.127	21.188	28.550	1'28.865
10)	(145.1)	38.736	20.915	28.472	1'28.123
11)	(137.7)	39.097	20.673	29.492	1'29.262
12)	(142.6)	5'27.780	28.545	30.018	6'26.343
13)	(143.8)	38.696	21.085	28.602	1'28.383
14)	(144.0)	38.432	20.524	28.337	1'27.293
15)	(145.1)	38.385	21.364	28.453	1'28.202
16)	(139.3)	38.523	21.160	29.767	1'29.450
17)	(147.1)	38.799	20.840	28.349	1'27.988
18)	(144.9)	27'48.283	22.636	29.294	28'40.213
19)	(144.3)	38.616	20.534	29.484	1'28.634
20)	(145.1)	38.540	20.722	28.738	1'28.000
21)	(144.1)	38.300	20.369	28.852	1'27.521
22)	(145.7)	38.104	20.895	28.215	1'27.214
23)	(145.3)	38.255	20.905	28.723	1'27.883
24)	(145.9)	38.538	20.816	28.284	1'27.638
25)	(120.0)	9'40.877	21.543	28.937	10'31.357
26)	(140.6)	38.671	21.122	28.806	1'28.599
27)	(142.8)	38.888	20.384	28.403	1'27.675
28)	(142.6)	38.783	20.753	28.882	1'28.418
29)	(123.2)	39'05.427	21.549	28.995	39'55.971
30)	(141.9)	38.921	20.858	29.293	1'29.072
31)	(141.9)	32'18.836	23.341	29.854	33'12.031
32)	(139.3)	39.505	23.045	28.922	1'31.472
33)	(141.5)	39.041	20.890	28.788	1'28.719
34)	(142.2)	38.722	22.012	28.750	1'29.484
35)	(140.4)	38.590	20.633	28.813	1'28.036
36)	(140.6)	50.445	29.863	29.852	1'50.160
37)	(142.2)	38.889	20.576	28.526	1'27.991
38)	(144.3)	38.834	20.774	28.467	1'28.075
39)	(120.0)	50.137	35.452	36.334	2'01.923
40)	(141.1)	39.166	20.669	28.708	1'28.543
41)	(140.9)	38.477	20.526	28.361	1'27.364
42)	(134.1)	47.763	21.246	28.600	1'37.609
43)	(142.4)	42.701	26.774	30.905	1'40.380
44)	(85.3)	49.987	23.026	30.168	1'43.181



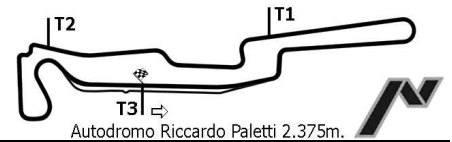
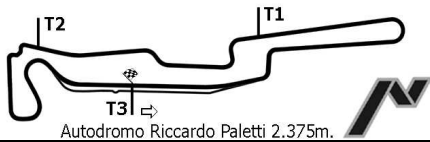
ANALISI DEI TEMPI PROVE LIBERE

GIRO VEL SETT.1 SETT.2 FINISH TEMPO GIRO VEL SETT.1 SETT.2 FINISH TEMPO

49 MANTANARI David

PORSCHE GT3

1)		15'42.862	20.000	26.749	1'23.117
2)	(141.9)	45.668	20.312	26.154	1'32.134
3)		34.699	18.354	25.282	1'18.335
4)	(181.5)	33.354	18.203	25.194	1'16.751
5)	(183.6)	33.177	18.284	25.149	1'16.610
6)	(177.6)	35.575	18.176	24.864	1'18.615
7)		32.850	18.003	24.775	1'15.628
8)		39'30.578	20.003	26.170	40'16.751
9)	(177.3)	5'04.185	18.488	25.459	5'48.132
10)	(181.2)	40.611	18.165	25.382	1'24.158
11)	(182.4)	34.505	18.403	25.387	1'18.295
12)	(181.5)	33.503	18.085	24.931	1'16.519
13)	(183.3)	32.788	18.063	24.966	1'15.817
14)	(184.6)	32.547	19.548	25.080	1'17.175
15)	(183.9)	32.951	19.395	25.189	1'17.535
16)	(183.3)	32.792	18.260	25.420	1'16.472
17)		34.025	18.958	25.012	1'17.995
18)	(183.6)	33.940	19.805	25.908	1'19.653
19)	(183.6)	33.013	17.701	25.609	1'16.323
20)	(182.1)	33.029	17.964	25.234	1'16.227
21)	(186.2)	33.461	17.872	24.942	1'16.275
22)		33.589	19.441	26.274	1'19.304
23)	(176.7)	6'04.170	18.328	26.934	6'49.432
24)		33.428	18.286	25.162	1'16.876
25)		33.988	18.506	25.420	1'17.914
26)	(181.8)	33.221	18.339	25.692	1'17.252
27)	(181.2)	33.190	18.087	25.385	1'16.662
28)	(180.3)	33.177	19.627	25.286	1'18.090
29)	(180.0)	32.785	18.232	25.186	1'16.203
30)	(182.7)	32.748	17.956	24.972	1'15.676
31)	(183.0)	32.748	17.666	25.179	1'15.593
32)		32.633	18.156	25.281	1'16.070
33)	(179.1)	32.813	17.790	25.056	1'15.659
34)	(183.3)	32.966	17.868	25.975	1'16.809
35)	(145.1)	42.663	22.843	27.936	1'33.442
36)	(172.5)	33.900	18.179	25.775	1'17.854
37)	(146.7)	57'38.613	19.638	26.655	58'24.906
38)	(175.3)	34.763	18.919	27.122	1'20.804
39)		34.211	18.775	25.793	1'18.779
40)		34.110	19.415	27.656	1'21.181
41)	(181.5)	33.063	18.093	25.405	1'16.561
42)		33.084	18.362	25.470	1'16.916
43)	(182.1)	33.258	18.337	25.351	1'16.946
44)	(183.3)	33.065	17.895	25.058	1'16.018
45)		32.490	18.344	25.002	1'15.836
46)	(184.9)	32.817	18.149	25.245	1'16.211
47)	(183.3)	32.644	18.428	26.033	1'17.105
48)	(183.9)	32.689	17.853	25.150	1'15.692
49)		32.620	18.118	25.001	1'15.739
50)	(183.0)	33.103	19.680	25.997	1'18.780
51)		33.175	18.381	25.412	1'16.968
52)	(181.5)	32.903	17.824	26.162	1'16.889
53)	(181.5)	33.465	18.005	25.436	1'16.906
54)		33.125	18.606	28.720	1'20.451
55)	(183.9)	32.765	18.886	25.228	1'16.879



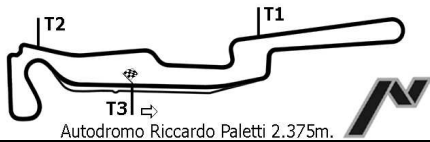
ANALISI DEI TEMPI PROVE LIBERE

GIRO VEL SETT.1 SETT.2 FINISH TEMPO GIRO VEL SETT.1 SETT.2 FINISH TEMPO

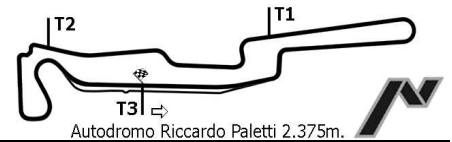
50 MATTONE Giorgio
BMW Z4

1)		30'12.887	22.028	29.777	1'32.512
2)		39.534	22.158	29.069	1'30.761
3)		37.730	25.260	29.209	1'32.199
4)	(152.1)	37.924	20.741	28.268	1'26.933
5)		7'30.470	21.416	27.732	8'19.618
6)		38.603	20.814	28.304	1'27.721
7)	(137.0)	38.936	21.388	29.003	1'29.327
8)	(158.1)	37.495	20.682	28.212	1'26.389
9)		37.108	20.463	27.641	1'25.212
10)		36.400	20.143	27.400	1'23.943
11)	(158.3)	36.577	20.216	26.952	1'23.745
12)		55.919	37.586	34.309	2'07.814
13)	(74.5)	43.867	20.170	27.210	1'31.247
14)	(161.4)	36.071	20.396	27.434	1'23.901
15)		37.755	20.027	26.780	1'24.562
16)	(162.4)	36.231	20.144	27.045	1'23.420
17)		37.322	20.170	27.304	1'24.796
18)		36.825	20.341	27.570	1'24.736
19)		36.801	20.143	27.835	1'24.779
20)	(156.0)	14'21.388	22.462	28.185	15'12.035
21)	(152.1)	36.859	19.907	27.660	1'24.426
22)		36.192	19.713	26.825	1'22.730
23)		36.076	20.235	27.623	1'23.934
24)		37.123	19.550	27.144	1'23.817
25)		36.857	19.987	27.311	1'24.155
26)	(129.8)	9'26.365	20.904	27.173	10'14.442
27)		37.207	20.196	28.076	1'25.479
28)	(160.4)	36.534	19.700	27.250	1'23.484
29)		36.608	19.623	27.054	1'23.285
30)	(159.2)	37.116	20.300	33.294	1'30.710
31)	(155.1)	36.626	19.853	27.543	1'24.022
32)	(155.3)	36.651	19.367	36.770	1'32.788
33)	(108.1)	47.133	31.222	42.575	2'00.930
34)	(93.5)	11'13.092	22.543	30.789	12'06.424
35)	(158.5)	36.834	19.640	27.432	1'23.906
36)		36.865	19.663	27.327	1'23.855
37)		36.783	20.015	28.901	1'25.699
38)	(154.5)	37.007	19.839	27.058	1'23.904
39)	(157.6)	41'20.676	25.182	30.921	42'16.779
40)		37.565	19.931	27.414	1'24.910
41)	(156.5)	36.851	19.914	27.232	1'23.997
42)		37.217	19.773	28.387	1'25.377
43)		48.498	24.308	28.549	1'41.355
44)	(156.5)	4'27.520	19.972	38.164	5'25.656
45)	(104.7)	40.651	19.723	28.996	1'29.370
46)		36.842	19.709	27.827	1'24.378
47)	(155.1)	37.323	19.658	27.707	1'24.688
48)		36.616	19.594	27.273	1'23.483
49)		36.329	20.246	27.456	1'24.031
50)	(159.0)	36.879	19.855	27.651	1'24.385
51)	(156.2)	37.042	19.965	28.302	1'25.309
52)	(137.4)	1'02.770	31.714	35.203	2'09.687
53)		47.192	31.567	30.556	1'49.315
54)	(155.3)	36.993	19.768	27.258	1'24.019
55)	(161.4)	36.570	19.678	27.795	1'24.043

<i>GIRO</i>	<i>VEL</i>	<i>SETT.1</i>	<i>SETT.2</i>	<i>FINISH</i>	<i>TEMPO</i>	<i>GIRO</i>	<i>VEL</i>	<i>SETT.1</i>	<i>SETT.2</i>	<i>FINISH</i>	<i>TEMPO</i>
56)	(137.7)	54.546	26.241	35.002	1'55.789						
57)	(93.1)	46.173	20.955	27.988	1'35.116						
58)	(156.7)	36.933	19.814	27.392	1'24.139						



ANALISI DEI TEMPI PROVE LIBERE



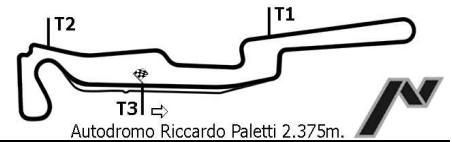
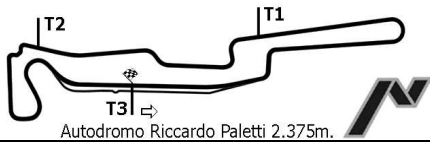
GIRO VEL SETT.1 SETT.2 FINISH TEMPO

GIRO VEL SETT.1 SETT.2 FINISH TEMPO

51 GABBI Matteo

HONDA INTEGR

1)		33'29.026	20.951	27.883	1'29.886
2)	(155.6)	36.752	19.819	27.153	1'23.724
3)	(156.9)	36.774	19.481	26.528	1'22.783
4)	(157.4)	39.453	19.348	26.517	1'25.318
5)	(156.5)	36.408	19.049	26.874	1'22.331
6)	(155.6)	36.181	19.025	26.612	1'21.818
7)	(158.1)	36.184	19.177	26.743	1'22.104
8)	(147.5)	9'49.605	28.125	27.872	10'45.602
9)	(154.9)	36.146	19.152	26.704	1'22.002
10)	(154.7)	36.226	19.158	26.742	1'22.126
11)	(155.8)	36.264	21.031	26.818	1'24.113
12)	(156.2)	36.667	19.711	27.042	1'23.420
13)	(158.3)	36.590	19.148	26.760	1'22.498
14)	(157.4)	36.284	19.212	27.336	1'22.832
15)	(157.4)	36.955	19.038	26.891	1'22.884
16)	(139.3)	12'29.734	19.301	26.769	13'15.804
17)	(154.0)	37.154	19.384	27.891	1'24.429
18)	(154.7)	36.502	19.393	27.099	1'22.994
19)	(155.8)	26'16.007	22.934	28.891	27'07.832
20)	(152.9)	36.822	19.217	27.029	1'23.068
21)	(154.5)	36.527	19.449	27.115	1'23.091
22)	(154.2)	36.570	19.483	27.186	1'23.239
23)	(153.4)	36.656	19.452	27.154	1'23.262



ANALISI DEI TEMPI PROVE LIBERE

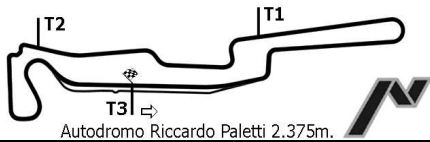
GIRO VEL SETT.1 SETT.2 FINISH TEMPO

GIRO VEL SETT.1 SETT.2 FINISH TEMPO

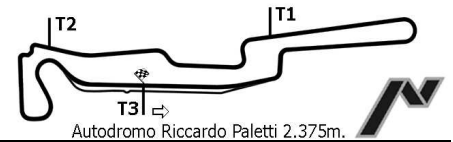
52 SANTI Alessandro

PORSCHE CAYM

1)		38'02.530	27.030	31.226	1'39.295
2)	(157.8)	40.019	23.338	30.142	1'33.499
3)	(157.8)	39.965	24.239	30.564	1'34.768
4)	(158.8)	39.163	22.920	32.470	1'34.553
5)	(152.1)	39.613	22.673	29.381	1'31.667
6)	(156.7)	41.391	24.664	34.922	1'40.977
7)	(107.6)	23'23.141	26.166	33.227	24'22.534
8)	(148.5)	41.002	24.465	31.985	1'37.452
9)	(155.6)	40.629	22.651	31.557	1'34.837
10)	(139.1)	39.795	22.155	31.457	1'33.407
11)	(152.3)	40.810	27.579	31.675	1'40.064
12)	(155.3)	40.635	23.036	31.906	1'35.577
13)	(144.5)	49.893	31.534	40.789	2'02.216
14)	(94.9)	22'07.978	21.362	29.705	22'59.045
15)	(159.0)	37.207	20.900	27.675	1'25.782
16)	(159.2)	36.511	20.004	27.545	1'24.060
17)	(145.3)	14'27.045	23.288	33.283	:15'23.616
18)	(158.3)	40.064	23.878	30.165	1'34.107
19)	(154.2)	41.180	24.132	30.276	1'35.588
20)	(159.2)	39.250	22.116	30.094	1'31.460
21)	(156.5)	39.243	22.135	37.481	1'38.859
22)	(90.3)	7'14.133	21.704	27.861	8'03.698
23)	(161.4)	35.950	20.795	27.164	1'23.909
24)	(161.1)	36.184	19.537	27.160	1'22.881



ANALISI DEI TEMPI PROVE LIBERE



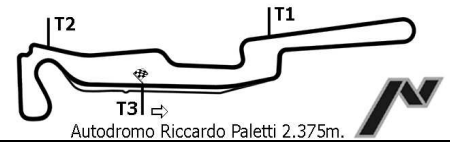
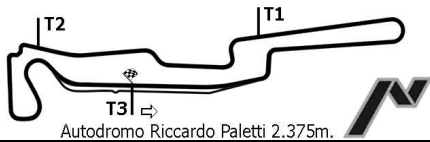
GIRO VEL SETT.1 SETT.2 FINISH TEMPO

GIRO VEL SETT.1 SETT.2 FINISH TEMPO

53 DOTTI Cristian

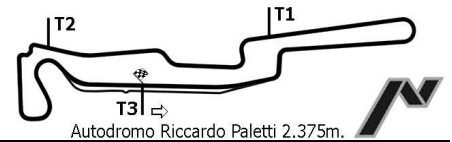
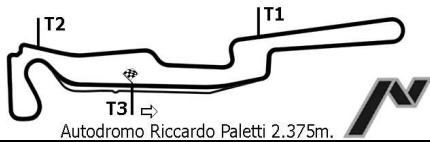
BMW 325

1)		12'38.729	25.210	34.259	1'47.349
2)	(93.3)	48.139	26.973	36.477	1'51.589
3)	(137.9)	45.027	26.340	33.785	1'45.152
4)	(133.8)	44.567	25.015	33.234	1'42.816
5)	(136.3)	49.836	24.869	33.383	1'48.088
6)	(137.2)	35'35.468	27.375	33.090	36'35.933
7)	(133.9)	43.404	24.475	32.206	1'40.085
8)	(133.8)	45.630	24.305	32.225	1'42.160
9)	(136.3)	43.415	24.130	33.160	1'40.705
10)	(137.7)	43.288	24.088	33.052	1'40.428
11)	(112.8)	44.444	25.200	31.816	1'41.460
12)	(129.0)	28'41.722	25.791	32.867	29'40.380
13)	(130.4)	46.297	24.500	33.070	1'43.867
14)	(106.9)	45.219	23.773	31.814	1'40.806
15)	(136.8)	42.733	24.246	31.891	1'38.870
16)	(136.1)	43.047	23.683	31.478	1'38.208
17)	(137.9)	42.558	24.033	31.507	1'38.098
18)	(137.7)	42.796	24.874	31.374	1'39.044
19)	(136.8)	42.820	23.425	31.615	1'37.860
20)	(136.3)	45.005	28.284	36.812	1'50.101
21)	(93.8)	16'35.467	29.122	35.673	17'40.262
22)	(125.1)	43.877	24.570	31.680	1'40.127
23)	(134.4)	43.346	24.028	31.824	1'39.198
24)	(133.0)	43.668	24.058	34.604	1'42.330
25)	(136.7)	43.059	23.566	32.551	1'39.176
26)	(136.0)	43.293	26.939	36.437	1'46.669
27)	(135.5)	42.556	23.291	31.875	1'37.722



ANALISI DEI TEMPI PROVE LIBERE

	GIRO	VEL	SETT.1	SETT.2	FINISH	TEMPO		GIRO	VEL	SETT.1	SETT.2	FINISH	TEMPO
54	BORMUZZI Marco						56)	(170.0)	35.547	20.273	27.640	27.640	1'23.460
	CHEVROLET CO						57)	(171.1)	36.079	20.134	27.495	27.495	1'23.708
1)		41'01.639	23.200	30.619	1'36.042	58)	(167.9)	35.725	20.051	27.214	27.214	1'22.990	
2)	(149.5)	39.003	21.472	29.532	1'30.007	59)	(167.4)	35.886	19.359	28.302	28.302	1'23.547	
3)	(154.0)	37.673	21.907	28.546	1'28.126	60)	(167.7)	35.913	20.382	27.440	27.440	1'23.735	
4)	(158.8)	37.147	21.493	28.065	1'26.705								
5)	(160.2)	36.664	20.726	27.945	1'25.335								
6)	(167.4)	36.348	20.217	27.334	1'23.899								
7)	(172.5)	35.884	20.790	27.067	1'23.741								
8)	(170.6)	35.830	21.347	32.972	1'30.149								
9)	(74.7)	57.802	27.976	33.492	1'59.270								
10)	(141.9)	37.921	21.012	27.463	1'26.396								
11)	(171.4)	35.155	20.208	27.011	1'22.374								
12)	(174.7)	34.950	19.984	27.268	1'22.202								
13)	(177.3)	35.731	20.117	30.232	1'26.080								
14)	(91.0)	53.010	32.350	43.155	2'08.515								
15)	(72.3)	55.417	24.717	32.259	1'52.393								
16)	(158.5)	37.599	20.741	27.708	1'26.048								
17)	(170.0)	18'27.524	21.536	29.480	19'18.540								
18)		36.940	20.266	27.249	1'24.455								
19)	(169.8)	35.868	19.968	27.508	1'23.344								
20)	(144.1)	36.724	20.160	27.580	1'24.464								
21)	(167.9)	35.785	20.099	28.236	1'24.120								
22)	(165.6)	35.396	19.630	27.243	1'22.269								
23)	(173.9)	35.428	19.595	27.046	1'22.069								
24)	(161.6)	36.280	22.052	30.607	1'28.939								
25)	(167.9)	35.910	20.351	27.075	1'23.336								
26)	(171.7)	36.100	20.651	27.048	1'23.799								
27)	(169.8)	35.819	20.122	27.239	1'23.180								
28)	(170.0)	35.596	19.922	27.226	1'22.744								
29)	(172.5)	34.865	20.119	27.666	1'22.650								
30)	(164.3)	35.585	19.867	27.405	1'22.857								
31)	(170.8)	36.008	20.163	27.398	1'23.569								
32)	(167.4)	35.809	20.016	27.544	1'23.369								
33)	(171.9)	36.088	20.051	28.183	1'24.322								
34)	(159.5)	36.232	19.906	27.377	1'23.515								
35)	(171.9)	37.654	20.482	27.854	1'25.990								
36)	(168.2)	35.651	20.852	27.847	1'24.350								
37)	(137.0)	32'00.437	24.055	30.386	32'54.878								
38)	(139.7)	39.253	21.575	28.758	1'29.586								
39)	(155.1)	36.935	20.107	27.714	1'24.756								
40)	(165.3)	35.221	20.038	27.846	1'23.105								
41)	(132.8)	36.878	20.004	27.500	1'24.382								
42)	(168.7)	35.771	20.181	27.917	1'23.869								
43)	(158.1)	36.415	20.242	28.748	1'25.405								
44)	(158.8)	35.997	20.094	27.533	1'23.624								
45)	(146.9)	37.364	20.355	27.228	1'24.947								
46)	(163.3)	36.041	20.060	27.185	1'23.286								
47)	(161.9)	37.365	20.675	28.458	1'26.498								
48)	(160.0)	36.036	20.001	27.380	1'23.417								
49)	(163.6)	36.411	20.271	28.765	1'25.447								
50)	(157.6)	36.268	20.058	27.411	1'23.737								
51)	(160.2)	35.712	20.500	27.036	1'23.248								
52)	(146.1)	47.823	30.985	43.660	2'02.468								
53)	(72.3)	58.232	29.179	31.868	1'59.279								
54)	(152.3)	36.715	21.079	27.740	1'25.534								
55)	(166.1)	36.279	20.082	26.880	1'23.241								



ANALISI DEI TEMPI PROVE LIBERE

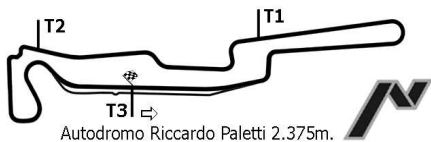
GIRO VEL SETT.1 SETT.2 FINISH TEMPO

GIRO VEL SETT.1 SETT.2 FINISH TEMPO

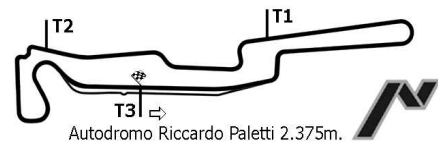
55 D'ANNA Alessio

OPEL GT

1)	53'40.932	20.850	28.354	1'27.612
2)	38.110	20.533	28.292	1'26.935
3)	54.376	20.614	28.146	1'43.136
4)	38.737	20.923	28.691	1'28.351
5)	37.981	20.749	29.083	1'27.813
6)	38.374	20.514	28.346	1'27.234
7)	37.993	20.693	28.358	1'27.044
8)	18'08.222	21.588	29.959	18'59.769
9)	38.878	20.358	28.211	1'27.447
10)	39.862	21.753	38.863	1'40.478
11)	55.650	31.979	32.626	2'00.255
12)	16'30.812	24.024	30.453	17'25.289
13)	41.435	22.280	30.281	1'33.996
14)	37.962	21.744	28.160	1'27.866
15)	39.025	20.650	28.932	1'28.607
16)	38.666	20.759	29.007	1'28.432
17)	38.564	22.100	29.295	1'29.959
18)	38.424	20.787	28.688	1'27.899
19)	38.104	20.682	28.268	1'27.054
20)	38.411	20.889	28.527	1'27.827
21)	17'55.858	23.162	30.179	18'49.199
22)	52.435	20.713	28.839	1'41.987
23)	38.093	20.732	28.721	1'27.546
24)	39.303	21.997	28.679	1'29.979
25)	38.018	20.713	28.608	1'27.339
26)	26'21.435	27.751	30.177	27'19.363
27)	38.571	20.682	28.530	1'27.783
28)	38.853	20.631	28.814	1'28.298
29)	37.790	20.678	30.161	1'28.629
30)	37.976	20.531	28.740	1'27.247
31)	38.002	20.677	29.719	1'28.398



ANALISI DEI TEMPI PROVE LIBERE

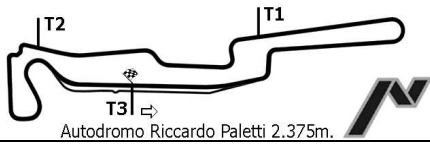


GIRO VEL SETT.1 SETT.2 FINISH TEMPO

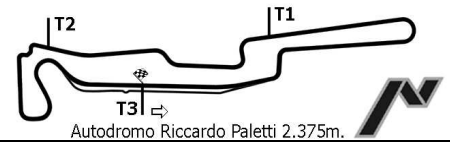
GIRO VEL SETT.1 SETT.2 FINISH TEMPO

56 TESSIERI Massimo
CATERHAM BLA

1)	1'33.498
2)	1'27.801
3)	1'22.147
4)	1'22.483
5)	1'19.179
6)	1'18.628
7)	1'17.593
8)	1'19.411
9)	1'19.713
10)	1'45.277
11)	8'51.627
12)	1'31.966
13)	1'20.358
14)	1'18.566
15)	1'19.736
16)	1'20.620
17)	1'21.098
18)	1'17.887
19)	1'17.747
20)	1'17.847
21)	1'17.410
22)	1'17.672
23)	1'18.949
24)	1'31.155
25)	1'56.256



ANALISI DEI TEMPI PROVE LIBERE



GIRO VEL SETT.1 SETT.2 FINISH TEMPO

GIRO VEL SETT.1 SETT.2 FINISH TEMPO

Esposta ore:

IL DSC: Rapi Andrea